

Environmental Product Declaration



Declaration Code: EPD-RUB-GB-37.0



claus markisen
Projekt GmbH

Shutters

Smoke and Fire curtains



Basis:

DIN EN ISO 14025
EN15804

Company EPD
Environmental
Product Declaration

Publication date:
15.10.2020

Next revision:
15.10.2025



[www.ift-rosenheim.de/
published EPDs](http://www.ift-rosenheim.de/published-EPDs)

Environmental Product Declaration



Declaration Code: EPD-RUB-GB-37.0

Programme operator	ift Rosenheim GmbH Theodor-Gietl-Straße 7-9 D-83026 Rosenheim		
Practitioner of the LCA	ift Rosenheim GmbH Theodor-Gietl-Straße 7-9 D-83026 Rosenheim		
Declaration holder	clauss markisen Projekt GmbH Sindelfinger Straße 21 70771 Leinfelden-Echterdingen		
Declaration code	EPD-RUB-GB-37.0		
Designation of declared product	Smoke and Fire curtains		
Scope	Fire curtains for space separation into fire and/or smoke compartments and/or escape routes Smoke curtains and barriers for smoke compartmentation, for reducing horizontal smoke spread and for targeted smoke channelling.		
Basis	This EPD was prepared on the basis of EN ISO 14025:2011 and DIN EN 15804:2012+A1:2013. In addition, the "Allgemeiner Leitfaden zur Erstellung von Typ III Umweltproduktdeklarationen" (Guidance on preparing Type III Environmental Product Declarations) applies. The Declaration is based on the PCR documents "PCR Part A" PCR-A-0.2:2018 and "Solar shading devices and shutters (including blackout systems) PCR-SS-2.1:2018		
Validity	Publication date: 15.10.2020	Last revision: 10.11.2020	Next revision: 15.10.2025
	This verified Company Environmental Product Declaration (company EPD) applies solely to the specified products and is valid for a period of 5 years from the date of publication in accordance with DIN EN 15804.		
LCA basis	The LCA was prepared in accordance with DIN EN ISO 14040 and DIN EN ISO 14044. The base data includes both the data collected at the production site of clauss markisen Projekt GmbH and the generic data derived from the "GaBi 9" database. LCA calculations were carried out for the included "cradle to gate with options life cycle (cradle to gate with options) including all upstream chains (e.g. raw material extraction, etc.).		
Notes	The "Conditions and Guidance on the Use of ift Test Documents" apply. The declaration holder assumes full liability for the underlying data, certificates and verifications.		

Florian Stich
Deputy Head of Certification and Surveillance
Body

Dr. Torsten Mielecke
Chairman of Expert Committee
ift-EPD and PCR

Susanne Volz
External Verifier

1 General product information

Product definition

The EPD relates to the product group “Shutters” and applies to:

**1 m² of Smoke and Fire curtain
made by clauss markisen Projekt GmbH.**

The functional unit is obtained by summing up:

Assessed product	Reference product	Weight per unit area
Fire curtain (PG1)	3 m x 3 m	13.17 kg/m ²
Smoke curtain (PG2)	3 m x 3 m	10.33 kg/m ²

The average unit is declared as follows:

Directly used material flows are determined using sizes (3 m x 3 m) and assigned to the declared unit. All other inputs and outputs in the production were scaled to the declared unit in their entirety because no direct assignment to the sizes is possible. The reference period is the year 2019.

The validity of the EPD is restricted to the following models:

- **Fire curtain BSV 55**
- Fire curtain BSV 55.1
- Fire curtain BSV-RS
- Smoke barrier RST 73.1
- Smoke barrier RSS 74
- Smoke barrier RSS 75
- Smoke barrier RSS 76
- **Smoke curtain RSR 75**
- Smoke curtain RSR 75.1
- Smoke door and shutter RSA 77.1
- Smoke control / Fire protection for special applications
- Smoke control / Fire protection for special applications - trade goods

*) bold = reference product

The individual results of the products were summarised using conservative assumptions. In this LCA, the references are calculated as the representative selection of the product group.

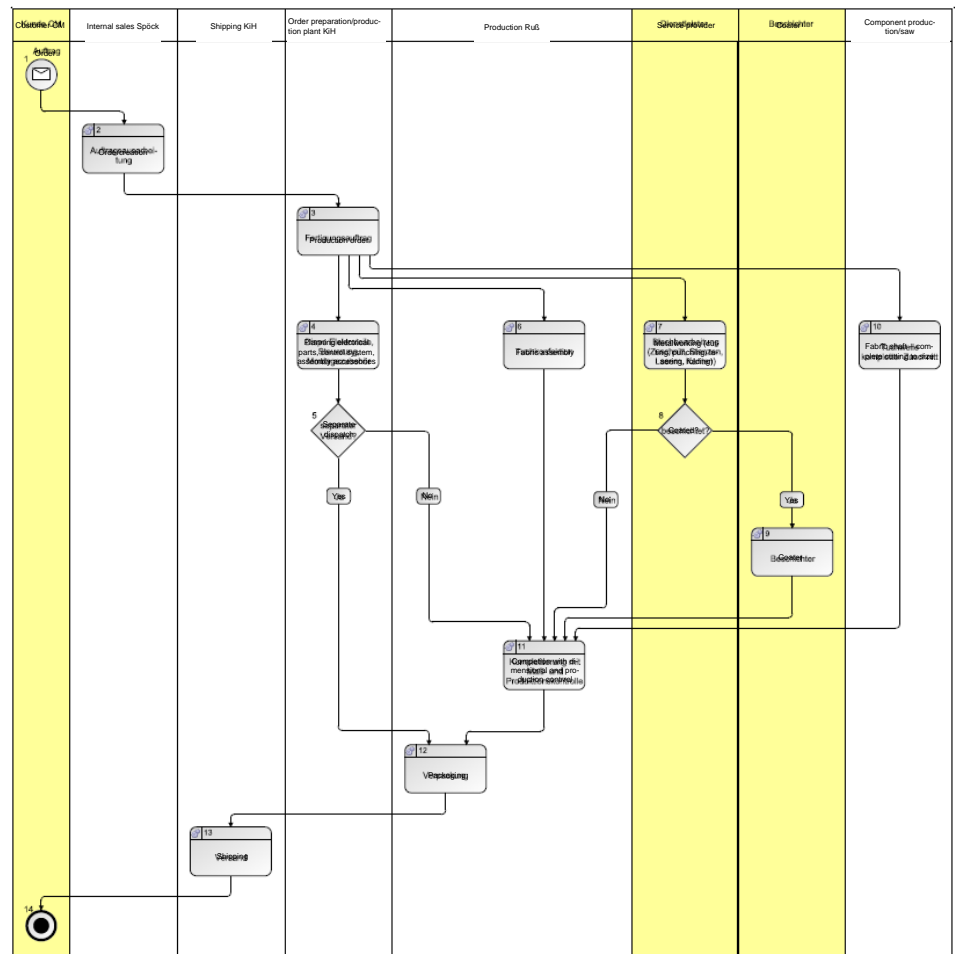
Product description

Fire curtains in individual sizes and designs consisting of a metal housing and side guide rails with a curtain made of a steel wire reinforced glass fabric.

Smoke curtains / smoke barriers in individual sizes and design consisting of a metal housing with or without side guide rails with a curtain made of a glass fabric with or without steel wire reinforcement.

For a detailed product description refer to the manufacturer specifications at www.clauss-markisen.de or the product specifications of the respective offer/quotation.

Product manufacture



Applications

Fire and Smoke curtains are applied in e.g.

- residential and non-residential buildings,
- office and administrative buildings,
- commercial and industrial buildings,
- sports and cultural buildings.

Verifications

The following verifications are held:

- performance characteristics as per DIN EN 16034
- performance characteristics as per DIN EN 12101

For further and updated verifications (incl. other national approvals) refer to www.clauss-markisen.de.

Additional information

For additional verification of applicability or conformity, if applicable, refer to the CE marking and the documents accompanying the product.

2 Materials used

Primary materials

The primary materials used are listed in the LCA (see Section 7).

Declarable substances

The Smoke and Fire curtains of less than 1,500 mm width contain substances from the REACH candidate list (declaration dated August 2020)

All relevant safety data sheets are available from clauss markisen Projekt GmbH .

3 Construction process stage**Processing recommendations, installation**

Observe the instructions for assembly/installation, operation, service/maintenance and disassembly. See www.clauss-markisen.de

4 Use stage**Emissions to the environment**

No emissions to indoor air, water and soil are known. There may be VOC emissions.

Reference service life (RSL)

The RSL information was provided by the manufacturer. The RSL refers to the declared technical and functional performance of the product within the building. It shall be established in accordance with specific rules set out in the European product standards and shall also take into account ISO 15686-1, -2, -7 and -8. Where European product standards provide guidance on determining RSL, such guidance shall have priority. If it is not possible to determine the service life as the RSL in accordance with ISO 15686, the BBSR table "Nutzungsdauer von Bauteilen zur Lebenszyklusanalyse nach BNB" (service life of building components for life cycle assessment in accordance with the sustainable construction evaluation system) can be used. For further information and explanations refer to www.nachhaltigesbauen.de.

For this EPD the following applies:

The reference service life (RSL) can be determined for a "cradle to gate with options" EPD only if all of the Modules A1-A3 and B1-B5 are specified; According to the manufacturer, the Smoke and Fire curtains manufactured by clauss markisen Projekt GmbH have a service life of 30 years.

The service life is dependent on the characteristics of the product and in-use conditions. The characteristics described in the EPD are applicable, in particular the characteristics listed below:

- Outdoor environment: No weather impacts known that have a negative effect on the service life.
- Indoor environment: Certain impacts (e.g. humidity, temperature use) may have a negative effect on the service life.

The service life solely applies to the characteristics specified in this EPD or the corresponding references.

The reference service life (RSL) does not reflect the actual life span, which is usually determined by the service life and the refurbishment of a building. It does not give any information on the useful life, warranty referring to performance characteristics or guarantees.

5 End-of-life stage

Possible end-of-life stages The Smoke and Fire curtains are shipped to central collection points. There the products are usually shredded and sorted into their original constituents. The end-of-life stage depends on the site where the products are used and is therefore subject to the local regulations. Observe the locally applicable regulatory requirements.

This EPD shows the end-of-life modules according to the market situation. Specific steel, aluminium and electronics parts are recycled. Residual fractions are sent to landfill.

Disposal routes The LCA includes the average disposal routes.

All life cycle scenarios are detailed in the Annex.

6 Life Cycle Assessment (LCA)

Environmental product declarations are based on life cycle assessments (LCAs) which use material and energy flows for the calculation and subsequent representation of environmental impacts.

Life cycle assessments have been developed as the basis for Smoke and Fire curtains. These LCAs are in conformity with DIN EN 15804 and the international standards DIN EN ISO 14040, DIN EN ISO 14044, ISO 21930 and EN ISO 14025.

The LCA is representative of the products presented in the Declaration and the specified reference period.

6.1 Definition of goal and scope

Goal The goal of the LCA is to demonstrate the environmental impacts of Smoke and Fire curtains. In accordance with DIN EN 15804, the environmental impacts covered by this Environmental Product Declaration are presented for the entire product life cycle in the form of basic information. No other additional environmental impacts are specified.

Data quality, data availability and geographical and time-related system boundaries The specific data originate exclusively from the 2019 fiscal year. They were collected on-site at the plant located in 73230 Kirchheim unter Teck and originate in parts from company records and values directly obtained by measurement. Validity of the data was checked by the ift Rosenheim.

The generic data originate from the "GaBi 9" professional and construction materials databases. The last update of both databases was in 2020. Data from before this date originate also from these databases and are not more than 4 years old. No other generic data were used for the calculation. Data gaps were either filled with comparable data or conservative assumptions, or the data were cut off in compliance with the 1% rule.

The life cycle was modelled using the sustainability software tool "GaBi ts" for the development of Life Cycle Assessments.

Product group: Shutters

Scope / system boundaries The system boundaries refer to the supply of raw materials and purchased parts, manufacture/production, use and end-of-life stage of Smoke and Fire curtains (cradle to gate – with options). No additional data from pre-suppliers/subcontractors or other sites were taken into consideration.

Cut-off criteria All company data collected, i.e. all commodities/input and raw materials used, the thermal energy and electricity consumption, were taken into consideration.

The boundaries cover only the product-relevant data. Building sections/parts of facilities that are not relevant to the manufacture of the products, were excluded.

The transport distances of the pre-products were taken into consideration as a function of > 88% of the mass of Smoke and Fire curtains. The remaining transport distances of the pre-products to the plant in 70771 Leinfelden-Echterdingen were not taken into consideration.

The criteria for the exclusion of inputs and outputs as set out in DIN EN 15804 are fulfilled. From the data analysis, it can be assumed that the total of negligible processes per life cycle stage does not exceed 1% of the mass/primary energy. This way the total of negligible processes does not exceed 5% of the energy and mass input. The life cycle calculation also includes material and energy flows that account for less than 1%.

6.2 Inventory analysis

Goal All material and energy flows are described below. The processes covered are presented as input and output parameters and refer to the declared/functional units.

Life cycle stages The entire life cycle of Smoke and Fire curtains is shown in the Annex. Product stage "A1 – A3", construction process stage "A4 – A5", use stage "B2– B4, B6, B7", end-of-life stage "C1 – C4" and the benefits and loads beyond the system boundaries "D" were taken into consideration.

Benefits The below benefits have been defined as per DIN EN 15804:

- benefits from recycling
- benefits (thermal and electrical) from incineration

Allocation of co-products The manufacture of Smoke and Fire curtains does not produce any allocations.

Allocations for re-use, recycling and recovery If the Smoke and Fire curtains are reused/recycled and recovered during the product stage (rejects), the elements are shredded, if necessary and then sorted into their original constituents. This is done by various process plants, e.g. magnetic separators. The system boundaries of the Smoke and Fire curtains were set following their disposal, reaching their end-of-waste status.



Product group: Shutters

Allocations beyond life cycle boundaries

Use of recycled materials in the manufacturing process was based on the current market-specific situation. In parallel to this, a recycling potential was taken into consideration that reflects the economic value of the product after recycling (recyclate).

The system boundary set for the recycled material refers to collection.

Secondary material

The use of secondary material by clauss markisen Projekt GmbH was considered in Module A3. Secondary material is not used.

Inputs

The LCA includes the following production-relevant inputs:

Energy

The extra light German “DE Heizöl e1” fuel oil was used as the fuel oil input material. For gas as input material, “Erdgas Deutschland” (German natural gas) was used. The electricity mix is based on the following electricity mix (see table below):

Electricity disclosure of energy supplier	Shares in %
Renewable energies*	59.1
Coal/natural gas	5.1
Hard/brown coal	0.7
Heavy oil	20.5
Nuclear energy	14.6

A portion of the process heat is used for space heating. This can, however, not be quantified, hence a “worst case” figure was taken into account for the product.

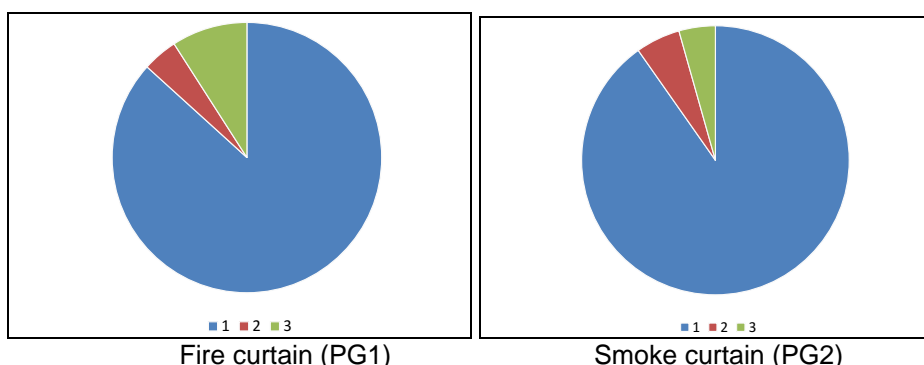
Water

The water consumed by the individual process steps for the manufacture of Smoke and Fire curtains amounts to 2.27 l (Fire protection) and 1.77 l (Smoke control) water per m² of the element.

The consumption of fresh water specified in Section 6.3 results (among others) from the process chains of the pre-products.

Raw material / pre-products

The chart below shows the share of the raw materials/pre-products in the end product in percent.



No.	Material	Mass in %	
		PG1	PG2
1	Metals	86.7	90.2
2	Electrical systems	4.2	5.4
3	Fabric	9.1	4.4

Ancillary materials and consumables

11.29 g (Fire protection) or 8.80 g (Smoke control) of ancillary materials and consumables are required for 1 m² of Smoke and Fire curtain.

Product packaging

The amounts used for product packaging are as follows:

No.	Material	Mass in kg	
		PG1	PG2
1	Wood	2.22	
2	Cardboard	2.17	
3	PE film	0.04	

Outputs

The LCA includes the following production-relevant outputs per 1 m² of Smoke and Fire curtain:

Waste

Secondary raw materials were included in the benefits.
See Section 6.3 Impact assessment.

Waste water

The manufacture of Smoke and Fire curtains produces 2.27 l (Fire protection) or 1.77 l (Smoke control) waste water per 1 m².

6.3 Impact assessment

Goal

The impact assessment covers both inputs and outputs. The impact categories applied are named below:

Impact categories

The models for impact assessment were applied as described in DIN EN 15804-A1.

The impact categories presented in the EPD are as follows:

- depletion of abiotic resources (fossil fuels);
- depletion of abiotic resources (mineral substances);
- acidification of soil and water;
- ozone depletion;
- global warming;
- eutrophication;
- photochemical ozone creation.



Waste

The waste generated during the production of 1 m² of Smoke and Fire curtains is evaluated and shown separately for the fractions trade wastes, special wastes and radioactive wastes. Since waste handling is modelled within the system boundaries, the amounts shown refer to the deposited wastes. A portion of the waste indicated is generated during the manufacture of the pre-products.



Results per 1 m² of Fire curtain

Unit	A1-A3	A4	A5	B1	B2	B3	B4	B5	B6	B7	C1	C2	C3	C4	D	
Central environmental impacts																
GWP	kg CO ₂ eq.	30.10	1.32	7.63	-	0.00	22.12	18.95	-	126.05	0.00	0.14	0.17	5.48E-02	0.11	-20.59
ODP	kg CFC -11 eq.	6.70E-07	2.17E-16	1.32E-14	-	0.00	8.99E-07	6.70E-07	-	3.77E-12	0.00	4.32E-15	2.87E-17	1.64E-15	6.04E-16	-5.74E-14
AP	kg SO ₂ eq.	0.10	3.25E-03	1.85E-03	-	0.00	0.12	6.23E-02	-	0.26	0.00	3.03E-04	5.17E-04	1.15E-04	7.04E-04	-4.38E-02
EP	kg PO ₄ ³⁻ eq.	1.07E-02	7.90E-04	2.97E-04	-	0.00	1.02E-02	7.68E-03	-	2.93E-02	0.00	3.35E-05	1.26E-04	1.27E-05	7.93E-05	-4.31E-03
POCP	kg ethene eq.	1.05E-02	-1.07E-03	1.33E-04	-	0.00	7.95E-03	3.60E-03	-	1.88E-02	0.00	2.16E-05	-1.40E-04	8.19E-06	5.29E-05	-5.91E-03
ADPE	kg Sb eq.	1.63E-04	1.10E-07	2.31E-07	-	0.00	8.04E-04	1.62E-04	-	4.21E-05	0.00	4.82E-08	1.45E-08	1.83E-08	4.23E-08	-6.90E-07
ADPF	MJ	311.09	17.99	5.97	-	0.00	251.20	146.65	-	1,396.85	0.00	1.60	2.38	0.61	1.56	-194.55
Use of resources																
PERE	MJ	0.00	1.01	73.76	-	0.00	38.12	54.17	-	1001.54	0.00	1.15	0.13	0.44	0.21	-17.80
PERM	MJ	65.55	0.00	-70.28	-	0.00	0.00	0.00	-	0.00	0.00	0.00	0.00	0.00	0.00	0.00
PERT	MJ	65.55	1.01	3.48	-	0.00	38.12	54.17	-	1001.54	0.00	1.15	0.13	0.44	0.21	-17.80
PENRE	MJ	427.90	18.05	9.75	-	0.00	809.43	257.97	-	2,260.04	0.00	2.59	2.39	0.98	1.60	-205.30
PENRM	MJ	0.81	0.00	-0.81	-	0.00	0.00	0.00E+00	-	0.00	0.00	0.00	0.00	0.00	0.00E+00	0.00
PENRT	MJ	428.71	18.05	8.93	-	0.00	809.43	257.97	-	2,260.04	0.00	2.59	2.39	0.98	1.60	-205.30
SM	kg	0.17	0.00	0.00	-	0.00	0.83	0.17	-	0.00	0.00	0.00	0.00	0.00	0.00	0.00
RSF	MJ	0.00	0.00	0.00	-	0.00	0.00	0.00	-	0.00	0.00	0.00	0.00	0.00	0.00	0.00
NRSF	MJ	0.00	0.00	0.00	-	0.00	0.00	0.00	-	0.00	0.00	0.00	0.00	0.00	0.00	0.00
FW	m ³	0.06	1.17E-03	2.27E-02	-	0.00	0.04	5.68E-02	-	1.16	0.00	1.33E-03	1.55E-04	5.04E-04	4.04E-04	-0.02
Waste categories																
HWD	kg	6.24E-07	8.40E-07	4.98E-09	-	0.00	9.62E-08	1.47E-06	-	9.35E-07	0.00	1.07E-09	1.11E-07	4.07E-10	2.44E-08	-1.39E-07
NHWD	kg	0.91	2.76E-03	0.13	-	0.00	1.27	8.81	-	1.60	0.00	1.84E-03	3.66E-04	6.97E-04	8.06	-0.30
RWD	kg	3.20E-03	2.23E-05	1.18E-03	-	0.00	4.63E-03	6.93E-04	-	0.34	0.00	3.93E-04	2.96E-06	1.49E-04	1.83E-05	-4.27E-03
Output material flows																
CRU	kg	0.00	0.00	0.00	-	0.00	0.00	0.00	-	0.00	0.00	0.00	0.00	0.00	0.00	0.00
MFR	kg	0.30	0.00	0.00	-	0.00	2.78	11.39	-	0.00	0.00	0.00	0.00	11.09	0.00	0.00
MER	kg	0.00	0.00	0.00	-	0.00	0.00	0.00	-	0.00	0.00	0.00	0.00	0.00	0.00	0.00
EEE	MJ	0.54	0.00	10.74	-	0.00	1.51E-03	11.27	-	0.00	0.00	0.00	0.00	0.00	0.00	0.00
EET	MJ	1.16	0.00	19.36	-	0.00	0.00	20.52	-	0.00	0.00	0.00	0.00	0.00	0.00	0.00

Key:

GWP – global warming potential ODP – ozone depletion potential AP - acidification potential EP - eutrophication potential POCP - photochemical ozone formation potential ADPE - abiotic depletion potential – non-fossil resources ADPF - abiotic depletion potential – fossil resources PERE - Use of renewable primary energy PERM - use of renewable primary energy resources PERT - total use of renewable primary energy resources PENRE - use of non-renewable primary energy PENRM - use of non-renewable primary energy resources PENRT - total use of non-renewable primary energy resources SM - use of secondary material RSF - use of renewable secondary fuels NRSF - use of non-renewable secondary fuels FW - net use of fresh water HWD - hazardous waste disposed NHWD - non-hazardous waste disposed RWD - radioactive waste disposed CRU - components for re-use MFR - materials for recycling MER - materials for energy recovery EEE - exported electrical energy EET - exported thermal energy

ift ROSENHEIM																
Results per 1 m ² of Smoke curtain																
Unit	A1-A3	A4	A5	B1	B2	B3	B4	B5	B6	B7	C1	C2	C3	C4	D	
Central environmental impacts																
GWP	kg CO ₂ eq.	24.09	1.17	7.63	-	0.00	15.85	15.18	-	126.05	0.00	0.11	0.14	5.48E-02	4.71E-02	-18.06
ODP	kg CFC -11 eq.	6.70E-07	1.92E-16	1.32E-14	-	0.00	8.99E-07	6.70E-07	-	3.77E-12	0.00	3.39E-15	2.25E-17	1.64E-15	2.59E-16	-5.43E-14
AP	kg SO ₂ eq.	7.98E-02	2.89E-03	1.85E-03	-	0.00	7.34E-02	4.74E-02	-	0.26	0.00	2.38E-04	4.05E-04	1.15E-04	3.02E-04	-3.82E-02
EP	kg PO ₄ ³⁻ eq.	9.15E-03	7.02E-04	2.97E-04	-	0.00	7.87E-03	6.55E-03	-	2.93E-02	0.00	2.63E-05	9.92E-05	1.27E-05	3.40E-05	-3.77E-03
POCP	kg ethene eq.	8.58E-03	-9.49E-04	1.33E-04	-	0.00	5.68E-03	2.58E-03	-	1.88E-02	0.00	1.69E-05	-1.10E-04	8.19E-06	2.27E-05	-5.12E-03
ADPE	kg Sb eq.	9.49E-05	9.74E-08	2.31E-07	-	0.00	4.67E-04	9.47E-05	-	4.21E-05	0.00	3.78E-08	1.14E-08	1.83E-08	1.81E-08	-6.72E-07
ADPF	MJ	251.08	15.96	5.97	-	0.00	168.58	105.03	-	1,396.85	0.00	1.25	1.87	0.61	0.67	-172.38
Use of resources																
PERE	MJ	0.00	0.90	73.76	-	0.00	18.11	45.87	-	1,001.54	0.00	0.90	0.11	0.44	0.09	-16.83
PERM	MJ	56.79	0.00	-70.28	-	0.00	0.00	0.00	-	0.00	0.00	0.00	0.00	0.00	0.00	0.00
PERT	MJ	56.79	0.90	3.48	-	0.00	18.11	45.87	-	1,001.54	0.00	0.90	0.11	0.44	0.09	-16.83
PENRE	MJ	365.80	16.01	9.75	-	0.00	719.54	214.32	-	2,260.04	0.00	2.03	1.88	0.98	0.69	-182.82
PENRM	MJ	0.81	0.00	-0.81	-	0.00	0.00	0.00	-	0.00	0.00	0.00	0.00	0.00	0.00	0.00
PENRT	MJ	366.62	16.01	8.93	-	0.00	719.54	214.32	-	2,260.04	0.00	2.03	1.88	0.98	0.69	-182.82
SM	kg	0.17	0.00	0.00	-	0.00	0.83	0.17	-	0.00	0.00	0.00	0.00	0.00	0.00	0.00
RSF	MJ	0.00	0.00	0.00	-	0.00	0.00	0.00	-	0.00	0.00	0.00	0.00	0.00	0.00	0.00
NRSF	MJ	0.00	0.00	0.00	-	0.00	0.00	0.00	-	0.00	0.00	0.00	0.00	0.00	0.00	0.00
FW	m ³	4.42E-02	1.04E-03	2.27E-02	-	0.00	1.39E-02	0.05	-	1.16	0.00	1.04E-03	1.22E-04	5.04E-04	1.73E-04	-2.32E-02
Waste categories																
HWD	kg	5.46E-07	7.45E-07	4.98E-09	-	0.00	3.64E-08	1.27E-06	-	9.35E-07	0.00	8.40E-10	8.73E-08	4.07E-10	1.05E-08	-1.22E-07
NHWD	kg	0.65	2.45E-03	0.13	-	0.00	0.48	3.98	-	1.60	0.00	1.44E-03	2.87E-04	6.97E-04	3.46	-0.27
RWD	kg	2.37E-03	1.98E-05	1.18E-03	-	0.00	1.75E-03	-1.15E-04	-	0.34	0.00	3.08E-04	2.32E-06	1.49E-04	7.82E-06	-4.15E-03
Output material flows																
CRU	kg	0.00	0.00	0.00	-	0.00	0.00	0.00	-	0.00	0.00	0.00	0.00	0.00	0.00	0.00
MFR	kg	0.24	0.00	0.00	-	0.00	2.78	9.37	-	0.00	0.00	0.00	0.00	9.13	0.00	0.00
MER	kg	0.00	0.00	0.00	-	0.00	0.00	0.00	-	0.00	0.00	0.00	0.00	0.00	0.00	0.00
EEE	MJ	0.42	0.00	10.74	-	0.00	1.51E-03	11.16	-	0.00	0.00	0.00	0.00	0.00	0.00	0.00
EET	MJ	0.90	0.00	19.36	-	0.00	0.00	20.26	-	0.00	0.00	0.00	0.00	0.00	0.00	0.00

Key:

GWP – global warming potential **ODP** – ozone depletion potential **AP** - acidification potential **EP** - eutrophication potential **POCP** - photochemical ozone formation potential **ADPE** - abiotic depletion potential – non-fossil resources **ADPF** - abiotic depletion potential – fossil resources **PERE** - Use of renewable primary energy **PERM** - use of renewable primary energy resources **PERT** - total use of renewable primary energy resources **PENRE** - use of non-renewable primary energy **PENRM** - use of non-renewable primary energy resources **PENRT** - total use of non-renewable primary energy resources **SM** - use of secondary material **RSF** - use of renewable secondary fuels **NRSF** - use of non-renewable secondary fuels **FW** - net use of fresh water **HWD** - hazardous waste disposed **NHWD** - non-hazardous waste disposed **RWD** - radioactive waste disposed **CRU** - components for re-use **MFR** - materials for recycling **MER** - materials for energy recovery **EEE** - exported electrical energy **EET** - exported thermal energy

6.4 Interpretation, LCA presentation and critical review

Evaluation

The environmental impacts of

- Fire curtains
- smoke curtains

differ considerably from each other. The differences are due mainly to the amounts of pre-products and raw materials used. This was to be expected, mainly for the metals used.

The environmental impacts from the manufacture result mainly from the use of steel / its upstream chains. The environmental impacts resulting from the use of the electric drive and the associated upstream chains are also of importance.

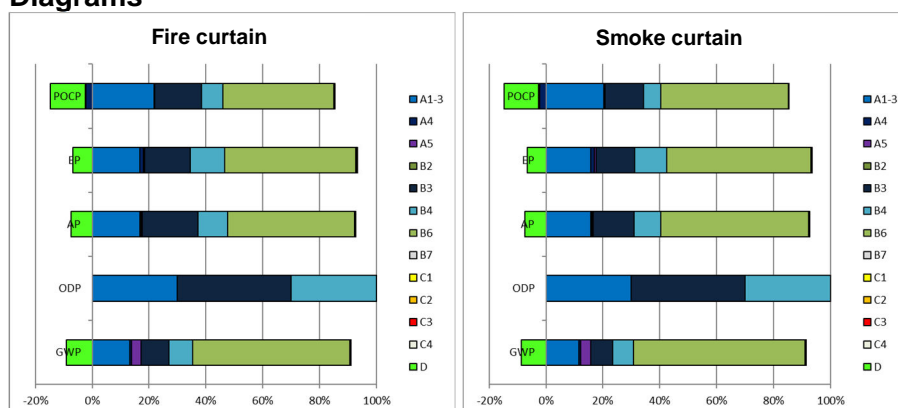
The electricity consumed by the electric drives during the 50-year use stage also plays a major role in terms of environmental impacts. Further parameters in the use stage originate from the repair of wearing parts (drive) and the one-off replacement of the entire product system during the 50-year period.

For scenario C4 only marginal consumptions arising from the physical pre-treatment and management of the disposal site are expected. Allocation to individual products is almost impossible for site disposal. As regards the recycling of the products, for steel approx. 7% of the environmental impacts during manufacture can be assigned as benefits to scenario D.

The chart below shows the allocation of the main environmental impacts.

The values obtained from the LCA calculation are suitable for building certification if required.

Diagrams





Product group: Shutters

Report

The LCA underlying this EPD was developed according to the requirements of DIN EN ISO 14040 and DIN EN ISO 14044 as well as DIN EN 15804 and DIN EN ISO 14025. It is not addressed to third parties for reasons of confidentiality. It is deposited with the ift Rosenheim. The results and conclusions reported to the target group are complete, correct, without bias and transparent. The results of the study are not designed to be used for comparative statements intended for publication.

Critical review

The critical review of the LCA and the report took place in the course of verification of the EPD and was carried out by Susanne Volz, M.Sc. Environmental Science, an external verifier.

7 General information regarding the EPD

Comparability

This EPD was prepared in accordance with DIN EN 15804 and is therefore only comparable to those EPDs that also comply with the requirements set out in DIN EN 15804.

Any comparison must refer to the building context and the same boundary conditions of the various life cycle stages.

For comparing EPDs of construction products, the rules set out in DIN EN 15804 (Clause 5.3) apply.

The detailed individual results of the products were summarised on the basis of conservative assumptions and differ from the average results. Identification of the product groups and the resulting variations are documented in the background report.

Communication

The communications format of this EPD meets the requirements of EN 15942:2012 and is therefore the basis for B2B communication. Only the nomenclature has been changed according to DIN EN 15804.

Verification

Verification of the Environmental Product Declaration is documented in accordance with the ift "Richtlinie zur Erstellung von Typ III Umweltproduktdeklarationen" (Guidance on preparing Type III Environmental Product Declarations) in accordance with the requirements set out in DIN EN ISO 14025.

The Declaration is based on the PCR documents "PCR Part A" PCR-A-0.2:2018 and "Solar shading devices and shutters (including blackout systems)" PCR-SS-2.1:2018.

The European standard EN 15804 serves as the core PCR ^{a)}
Independent verification of the Declaration and statement according to EN ISO 14025:2010 <input type="checkbox"/> internal <input checked="" type="checkbox"/> external
Independent third party verifier: ^{b)} Susanne Volz
^{a)} Product category rules ^{b)} Optional for business-to-business communication Mandatory for business-to-consumer communication (see EN ISO 14025:2010, 9.4)



Product group: Shutters

Revisions of this document

No.	Date	Note:	Practitioner of the LCA	Verifier
1	15.10.2020	External Verification	Zwick	Volz

8 Bibliography

1. **Research project.** "EPDs für transparente Bauelemente" (EPDs for transparent building components) -Final report. Rosenheim : ift Rosenheim GmbH, 2011 SF-10.08.18.7-09.21/II 3-F20-09-1-067.
2. **Rudolph, Dennis.** Dichte Spiritus (Spirit density). Mechanics [Online] 2019. [Quotation from: 18 August 2020.] www.frustfrei-lernen.de.
3. **Klöpffer, W und Grahl, B.** Ökobilanzen (LCA). Weinheim: Wiley-VCH-Verlag, 2009.
4. **Eyerer, P. und Reinhardt, H.-W.** Ökologische Bilanzierung von Baustoffen und Gebäuden - Wege zu einer ganzheitlichen Bilanzierung. (LCA of building materials and buildings - Routes to integrated LCA). Basel: Birkhäuser Verlag, 2000.
5. **Gefahrstoffverordnung – GefStoffV (Hazardous substances regulation)** Verordnung zum Schutz vor Gefahrstoffen (Regulation on protection against hazardous substances), Berlin: BGBl. (Federal Gazette) I S. 3758, 2017.
6. **Chemikalien-Verbotsverordnung – ChemVerbotsV (Chemicals Prohibition Regulation)** Verordnung über Verbote und Beschränkungen des Inverkehrbringens gefährlicher Stoffe, Zubereitungen und Erzeugnisse Chemikaliengesetz (Regulation on bans and restrictions of the placing on the market of hazardous substances, formulations and products covered by the Chemicals Law), Berlin: BGBl. (Federal Gazette) I S. 1328, 2017.
7. **DIN EN ISO 14040:2018-05.** Environmental management - Life cycle assessment - Principles and framework. Berlin: Beuth Verlag GmbH, 2018.
8. **DIN EN ISO 14044:2006-10.** Environmental management - Life cycle assessment - Requirements and guidelines.. Berlin: Beuth Verlag GmbH, 2006.
9. **EN ISO 14025:2011-10.** Umweltkennzeichnungen und -deklarationen Typ III Umweltdeklarationen - Grundsätze und Verfahren.(Environmental labels and declarations - Type III environmental declarations - Principles and procedures) Berlin: Beuth Verlag GmbH, 2011.
10. **OENORM S 5200:2009-04-01** Radioactivity in construction materials. Berlin: Beuth Verlag GmbH, 2009.
11. **PCR Part B - Internal and external solar shading devices (including blackout systems).** Product category rules for environmental product declarations as per EN ISO 14025 and EN 15804 Rosenheim: ift Rosenheim, 2018
12. **Somfy Activites SA.** Product Environmental Profile "LT 50 RA Range". Cluses : PEP ecopassport®, Association P.E.P., 2019. PEP ecopassport n°SOMF-00023-V02.01-E N.
13. **EN 15942:2012-01.** Sustainability of construction works - Environmental product declarations - Communication format business-to-business. Berlin: Beuth Verlag GmbH, 2012.
14. **EN 15804:2012+A1:2013.** Sustainability of construction works - Environmental product declarations - Rules for the product categories. Berlin: Beuth Verlag GmbH, 2013.
15. **RAL-Gütegemeinschaft Fenster und Haustüren e.V.; ift Institut für Fenstertechnik (Quality Assurance Association Windows and Doors).** Leitfaden zur Planung und Ausführung der Montage von Fenstern und Haustüren (Guide on planning and implementing the installation of windows and external pedestrian doorsets). Frankfurt: RAL-Gütegemeinschaft Fenster und Haustüren e.V. (Quality Assurance Association Windows and Doors), 2014
16. **Bundesministerium für Umwelt, Naturschutz, Bau und Reaktorsicherheit (Federal Ministry for the Environment, Nature Conservation and Nuclear Safety)** Berlin, Leitfaden Nachhaltiges Bauen (Guidance on Sustainable Building) Berlin: s.n., 2016.
17. **DIN EN 13501-1:2010-01.** Fire classification of construction products and building elements - Part 1: Classification using data from reaction to fire tests. Berlin: Beuth Verlag GmbH, 2010.
18. **DIN EN ISO 16000 Part 6, 9 11** Indoor air: Determination of the emission of volatile organic compounds from building products and furnishing Berlin: Beuth Verlag GmbH, 2012, 2008, 2006.
19. **ISO 21930:2017-07.** Sustainability in building construction - Environmental declaration of building products Berlin: Beuth Verlag, 2017.
20. **Bundesimmissionsschutzgesetz – BImSchG (Federal Immission Law)** Gesetz zum Schutz vor schädlichen Umwelteinwirkungen durch Luftverunreinigungen, Geräusche, Erschütterungen und ähnlichen Vorgängen (Law on harmful environmental impacts by air contamination, noise, vibrations and similar processes. Berlin: BGBl. (Federal Gazette) I S. 3830, 2017.
21. **Chemikaliengesetz – ChemG (Chemicals Act)** Chemikaliengesetz – ChemG (Chemicals Act) Gesetz zum Schutz vor gefährlichen Stoffen Unterteilt sich in Chemikaliengesetz und eine Reihe von Verordnungen; hier relevant (Law on protection against hazardous substances - Subdivided into Chemicals Law and a series of regulations; of relevance here): Gesetz zum Schutz vor gefährlichen Stoffen (Law on protection against hazardous substances) Berlin: BGBl. (Federal Gazette) I S. 1146, 2017.
22. **IKP Universität Stuttgart and PE Europe GmbH GaBi 8:** Software and database for LCA. Leinfelden-Echterdingen: s.n, 2017
23. **DIN EN 16034:2014-12** Pedestrian doorsets, industrial, commercial, garage doors and openable windows - Product standard, performance characteristics - Fire resistance and/or smoke control characteristics. Berlin: Beuth Verlag GmbH, 2014.
24. **DIN EN ISO 12457 Part 1-4** Characterization of waste - Leaching; Compliance test for leaching of granular waste materials and sludges - Part 1-4: Berlin: Beuth Verlag GmbH, 2003.
25. **ift-Guideline NA-01/3.** Allgemeiner Leitfaden zur Erstellung von Typ III Umweltproduktdeklarationen (Guidance on preparing Type III Environmental Product Declarations) Rosenheim : ift Rosenheim GmbH, 2015
26. **PCR Part A.** Product category rules for environmental product declarations as per EN ISO 14025 and EN 15804. Rosenheim: ift Rosenheim, 2018

9 Annex

Description of life cycle scenarios for Smoke and Fire curtains

Product stage			Con- struction stage		Use stage							End-of-life stage				Benefits and loads from beyond the system boundaries
A1	A2	A3	A4	A5	B1	B2	B3	B4	B5	B6	B7	C1	C2	C3	C4	D
Raw material supply	Transport	Manufacture	Transport	Construction/Installation	Use	Inspection, maintenance, cleaning	Repair	Exchange / Replacement	Improvement / Modernisation	Operational energy use	Operational water use	Deconstruction	Transport	Waste management	Disposal	Re-use Recovery Recycling potential
✓	✓	✓	✓	✓	—	✓	✓	✓	—	✓	✓	✓	✓	✓	✓	✓

Calculation of the scenarios was based on a building service life of 50 years (in accordance with RSL of Section 4 Use stage).

The scenarios were based on information provided by the manufacturer. The scenarios were furthermore based on the research project “EPDs for transparent building components” (1).

Note: The standard scenarios selected are presented in bold type. They were also used for calculating the indicators in the summary table.

- ✓ Included in the LCA
- Not included in the LCA



Product group: Shutters

A4 Transport to the construction site		
No.	Scenario	Description
A4	Direct shipment to construction site/branch	7.5 t truck (Euro 0-6 Mix), 2.7 t payload, 85 percent capacity used, approx. 350 km 3.5 t utility vehicle / Sprinter (Euro 4), 1.5 t payload, 85 percent capacity used, approx. 50 km
Since only one scenario is used, the results are shown in the relevant summary table.		
A5 Construction/Installation		
No.	Scenario	Description
A5	Small rolling scaffold / small scissors lift table	A small rolling scaffold / scissors lift table is required for the installation of the units 1 kWh/m ² (1)
In case of deviating consumption during installation/assembly of the products which forms part of the site management, they are covered at the building level.		
Ancillary materials, consumables, use of water, material losses and waste as well as transport distances during installation are negligible.		
It is assumed that the packaging material in the Module construction / installation is sent to waste handling. Waste is only thermally recycled in line with the conservative approach. Transport to the recycling plants is not taken into account.		
Benefits from A5 are specified in Module D. Benefits from waste incineration: electricity replaces (EU 28) electricity mix; thermal energy replaces thermal energy from (EU 28) natural gas.		
Since only one scenario is used, the results are shown in the relevant summary table.		
B1 Use (not included)		
Refer to Section 5 Use stage - Emissions to the environment. Emissions cannot be quantified.		
B2 Inspection, maintenance, cleaning		
B2.1 Cleaning		
According to the manufacturer, no mandatory cleaning of the elements is anticipated.		
Ancillary materials, consumables, use of energy and water, material losses and waste as well as transport distances during cleaning are negligible.		
Since only one scenario is used, the results are shown in the relevant summary table.		
B2.2 Maintenance		
No.	Scenario	Description
B2.2	Normal use and heavy use	Monthly visual inspection, annual maintenance and repair, as necessary
Ancillary materials, consumables, use of energy and water, waste, material losses and transport distances during maintenance are negligible.		
Since only one scenario is used, the results are shown in the relevant summary table.		

B3 Repair

No.	Scenario	Description
B3	Normal use and heavy use	Repeated replacement*: fabric and electric drive (5 times)

* Assumptions for the evaluation of possible environmental impacts; statements made do not constitute any guaranty or warranty of performance.

For updated information refer to the relevant instructions for assembly/installation, operation and maintenance of Smoke and Fire curtains at www.clauss-markisen.de.

The Smoke and Fire curtains manufactured by clauss markisen Projekt GmbH have a specified service life of 30 years. Scenario B3 presents the LCA of the components of building elements with a service life of less than the relevant evaluation period.

Ancillary materials, consumables, use of energy and water, waste, material losses and transport distances during repair are negligible.

Since only one scenario is used, the results are shown in the summary table.

B4 Exchange / Replacement

No.	Scenario	Description
B4	Normal use and heavy use	One replacement of the entire system in 50 years

* Assumptions for the evaluation of possible environmental impacts; statements made do not constitute any guaranty or warranty of performance.

The statements made in this EPD are only informative to allow evaluation at the building level.

According to the manufacturer, it is assumed that one replacement will be necessary during the 30-year reference service life and the 50-year building service life.

For updated information refer to the relevant instructions for assembly/installation, operation and maintenance of Smoke and Fire curtains at www.clauss-markisen.de.

The environmental impacts of the selected scenario originate from the product, construction and disposal phases.

Ancillary materials, consumables, use of energy and water, waste, material losses and transport distances are taken into account.

Since only one scenario is used, the results are shown in the summary table.

B6 Operational energy use		
No.	Scenario	Description
B6	Power operated, normal use	Per drive mechanism: 95.79 kWh for 15 years (319.30 kWh / 50 yr) electricity (incl. standby operation) (2)
<p>There is no transport consumption for the use of energy use in buildings. Ancillary materials, consumables and water, waste materials and other scenarios are negligible.</p> <p>Since only one scenario is used, the results are shown in the relevant summary table.</p>		
B7 Operational water use (not relevant)		
<p>No water consumption when used as intended. Water consumption for cleaning is specified in Module B2.1.</p> <p>There is no transport consumption for the use of water in buildings. Ancillary materials, consumables, waste materials and other scenarios are negligible.</p> <p>Since only one scenario is used, the results are shown in the relevant summary table.</p>		
C1 Deconstruction		
No.	Scenario	Description
C1	Deconstruction	95% deconstruction; Further deconstruction rates are possible, give adequate reasons.
<p>Since only one scenario is used, the results are shown in the summary table.</p> <p>In case of deviating consumption the removal of the products forms part of the site management and is covered at the building level.</p>		
C2 Transport		
No.	Scenario	Description
C2	Transport	Transport to collection point using 3.5 t utility vehicle / Sprinter (Euro 4), 1.5 t payload, 80% capacity used, 50 km.
<p>Since only one scenario is used, the results are shown in the summary table.</p>		
C3 Waste management		
No.	Scenario	Description
C3	Disposal	<p>Share for recirculation of materials:</p> <ul style="list-style-type: none"> • steel 98% in melt (UBA, 2017) • aluminium 95% in melt (GDA, 2018) • electric components 87% (based on end-of-life electric devices 87%; UBA, 2018) • remainder to landfill

Product group: Shutters

The below table presents the disposal processes and their percentage by mass/weight. The calculation is based on the above mentioned shares in percent related to the declared unit of the product system.

C3 Disposal	Unit	Fire protection	Smoke control
Collection process, collected separately	kg	12.51	9.81
Collection process, collected as mixed construction waste	kg	0.66	0.52
Recovery system, for re-use	kg	0.00	0.00
Recovery system, for recycling	kg	11.09	9.13
Recovery system, for energy recovery	kg	0.00	0.00
Disposal	kg	2.08	1.19

Since only one scenario is used, the results are shown in the summary table.

C4 Disposal

No.	Scenario	Description
C4	Disposal	The non-recordable amounts and losses within the re-use/recycling chain (C1 and C3) are modelled as “disposed”.

The consumption in scenario C4 results from physical pre-treatment, waste recycling and management of the disposal site. The benefits obtained here from the substitution of primary material production are allocated to Module D, e.g. electricity and heat from waste incineration.

Since only one scenario is used, the results are shown in the summary table.

D Benefits and loads from beyond the system boundaries

No.	Scenario	Description
D	Recycling potential	Aluminium recyclate from C3 excluding the recyclate used in A3 replaces 60% of aluminium compound; Steel scrap from C3 excluding the scrap used in A3 replaces 60% of steel; Electric scrap from C3 excluding the electric drives used in A3 replaces 60% of steel; Benefits from waste incineration: electricity replaces (EU-28) European electricity mix; thermal energy replaces thermal energy from (EU 28) European natural gas.

The values in Module D result from recycling of the packaging material in Module A5 and from deconstruction at the end of service life.

Since only one scenario is used, the results are shown in the summary table.

Imprint

Practitioner of the LCA

ift Rosenheim GmbH
Theodor-Gietl-Straße 7-9
D-83026 Rosenheim

Programme operator

ift Rosenheim GmbH
Theodor-Gietl-Str. 7-9
D-83026 Rosenheim
Phone: 0 80 31/261-0
Fax: 0 80 31/261 290
Email: info@ift-rosenheim.de
www.ift-rosenheim.de

Declaration holder

claus markisen Projekt GmbH
Sindelfinger Straße 21
70771 Leinfelden-Echterdingen

Notes

This EPD is mainly based on the work and findings of the Institut für Fenstertechnik e.V., Rosenheim (ift Rosenheim) and specifically on the ift-Richtlinie NA-01/3 Allgemeiner Leitfaden zur Erstellung von Typ III Umweltproduktdeklarationen. (Guideline NA-01/3 - Guidance on preparing Type III Environmental Product Declarations)

The publication and all its parts are protected by copyright. Any utilisation outside the confined limits of the copyright provisions is not permitted without the consent of the publishers and is punishable. In particular, this applies to any form of reproduction, translations, storage on microfilm and the storage and processing in electronic systems.

Layout

ift Rosenheim GmbH - 2018

Photographs (front page)

claus markisen Projekt GmbH

© ift Rosenheim, 2020



ift Rosenheim GmbH
Theodor-Gietl-Str. 7-9
D-83026 Rosenheim
Phone: +49 (0) 80 31/261-0
Fax: +49 (0) 80 31/261-290
Email: info@ift-rosenheim.de
www.ift-rosenheim.de